



Upgrade your office look with a polo that combines a cotton feel with smooth Rapid Dry moisture-wicking mesh. With subtle texture and breathable performance, this polo is a modern, comfortable choice.

- 4.7-ounce, 64/36 cotton/poly
- Self-fabric Johnny collar
- Back yoke
- Side vents

**CARE INSTRUCTIONS**

Machine wash cold. Turn garment inside out. Wash with like colors. Do not bleach. Tumble dry low. Warm iron if necessary.



front



back

**HOW TO MEASURE**









**BUST**  
Measure under the arm and around the fullest part of the bust with arms down, keeping tape horizontal.

**SIZE CHART**

	XS	S	M	L	XL	XXL	3XL	4XL
Size	2	4/6	8/10	12/14	16/18	20/22	24/26	28/30
Bust	32-34	35-36	37-38	39-41	42-44	45-47	48-51	52-55

**COLOR INFORMATION**

					
Black PMS NTR BLACK	Engine Red PMS 186C	Grey Smoke	Skydiver Blue PMS 7691C	True Navy PMS 533C	White