


PORT AUTHORITY.

Port Authority® Extended Size Silk Touch™ Polo. K500ES/K500




An enduring favorite, our comfortable classic polo is anything but ordinary. With superior wrinkle and shrink resistance, a silky soft hand and an incredible range of styles, sizes and colors, it's a first-rate choice for uniforming just about any group.

- 5-ounce, 65/35 poly/cotton pique
- Flat knit collar and cuffs
- Metal buttons with dyed-to-match plastic rims
- Double-needle armhole seams and hem
- Side vents


Note: Model shown reflects sizes XS - 6XL.

CARE INSTRUCTIONS

Machine wash cold with like colors. Do not bleach.

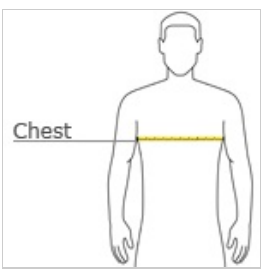


front



back

HOW TO MEASURE



CHEST WIDTH

Measure under the arm and around the fullest part of the chest with arms down, keeping tape horizontal.

SIZE CHART

	XS	S	M	L	XL	2XL	3XL	4XL	5XL	6XL	7XL	8XL	9XL	10XL
Chest	32-34	35-37	38-40	41-43	44-46	47-49	50-53	54-57	58-60	61-63	64-66	67-69	70-72	73-75

COLOR INFORMATION

 Banana PMS 1345C	 Black PMS NTR BLACK C	 Bright Lavender PMS 2635C	 Burgundy PMS 7428C	 Charcoal Heather Grey	 Clover Green PMS 7763C	 Coffee Bean PMS 476C	 Cool Grey PMS 7539C	 Court Green PMS 7724C	 Dark Green PMS 5467C	 Deep Berry PMS 7650C
 Eggplant PMS 7448C	 Gold PMS 143C	 Hibiscus PMS 2348C	 Kelly Green PMS 341C	 Light Blue PMS 7451C	 Light Pink PMS 196C	 Light Stone PMS 9202C	 Lime PMS 2285C	 Maroon PMS 504C	 Maui Blue PMS 2200C	 Mediterranean Blue PMS 2118C
 Mint Green PMS 9543C	 Navy PMS 533C	 Orange PMS 172C	 Purple PMS 7679C	 Red PMS 187C	 Royal PMS 3597C	 Steel Grey PMS 7540C	 Stone PMS 452 C	 Strong Blue PMS 2133C	 Sunflower Yellow	 Teal Green PMS 7715C
 Texas Orange PMS 7584C	 Tropical Pink PMS 2452C	 Turquoise	 Ultramarine Blue PMS 7455C	 White						

