



District® Very Important Tee® Long Sleeve. DT6200



An important addition to any closet.

- 4.3-ounce, 100% combed ring spun cotton, 30 singles
- 50/50 combed ring spun cotton/poly (Heathers)
- 90/10 combed ring spun cotton/poly (Light Heather Grey)
- Slightly slimmer body
- 1x1 rib knit neck
- Tear-away label
- Shoulder to shoulder taping
- Open hem sleeves

CARE INSTRUCTIONS

Machine wash cold with like colors. Only non-chlorine bleach. Tumble dry low. Warm iron if necessary



front



back

HOW TO MEASURE








CHEST WIDTH

Measure under the arm and around the fullest part of the chest with arms down, keeping tape horizontal.

SIZE CHART

	XS	S	M	L	XL	2XL	3XL	4XL
Chest	32-34	35-36	37-39	40-42	43-45	46-48	49-51	52-54

COLOR INFORMATION

				
Black PMS NTR BLACK C	Heathered Charcoal PMS 7540C	Heathered Navy PMS 2379C	Light Heathered White Grey PMS COOL GRAY 5C	