

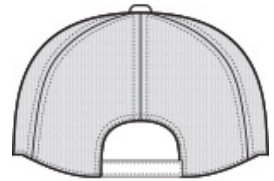


A soft, low-profile closure ensures this ultra-breathable cap is extra comfortable.

- Fabric: 100% cotton twill front panels; 100% polyester mesh mid and back panels
- Structure: Structured
- Profile: Mid
- Closure: Low-profile hook and loop



front



back

**HOW TO MEASURE**









**HATS**

Measure the circumference around the head, above the eyebrow and at the widest part of the head. Divide number by 3.14 for hat size.

**SIZE CHART**

	OSFA
Hats	N/A

**COLOR INFORMATION**

							
Black PMS NTR BLACK C	California Gold PMS 2013C	Carbon Grey PMS NO MATCH	Chili Red PMS 201C	Radiant Royal PMS 7687C	Sage Green PMS 7771C	True Navy PMS 532C	White