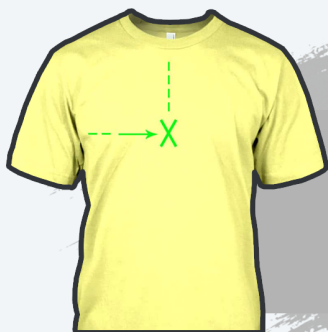




# PERFECT PLACEMENT FOR HEAT TRANSFERS OR CUT VINYL



## Full Front

Most full-fronts should be placed about 1" down from the collar



## POLO

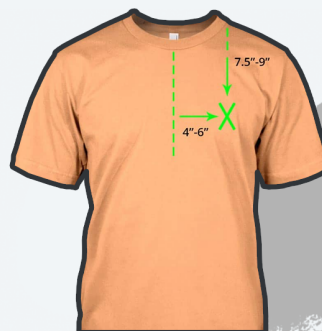
## Left Chest

7.5" from the inside edge of the collar and 4" from buttons



## Center Chest

2" to 3" from neck seam to the design's center line.



## Left Chest

7.5" from shoulder's left seam and 4"-6" from the center.




## Front Arm

Align your transfer perpendicularly with the sleeve of the shirt.



## Side Arm

Flatten out the sleeve and center the design on the sleeve area.



## HOODIE

## Center Chest

Place the top of the design as much as 3-3.5" from the collar area.



## Thigh Print

Align your transfer so that it can be read straight up and down.

